



PAVE THE WAY
TO YOUR OUTDOOR
PARADISE.



Spectra Pavers


SPECTRA PAVERS

Welcome to the world of Spectra Premium Products. If beauty blended with strength is to be redefined, it would have Spectra written all over it. A high-end concrete products designed for the master creators to uplift environments to serenity of splendor. Spectra Premium Pavers has been crafted with state-of-the-art scientology , exclusive designs and unique patterns in a stunning array of mix-match combination of colours and design that leaves regular paver blocks way, way behind. The internal make-up is just as awe inspiring. Take its load bearing capacity, simply unmatched, 50% stronger than conventional products , miles away even from the extraordinary. Its anti-skid ability makes for a gripping story, a pioneering design feature. Other innovative feature is 'NIBS' to let water seep through for rain water harvesting. Completely eco-friendly, Spectra Premium Pavers is a definite value addition to your project.




Spectra Pavers
Private Limited

OSCAR & CELEBRITY



Area Per Paver : 0.53 Sq.ft



Area Per Paver : 0.11 Sq.ft

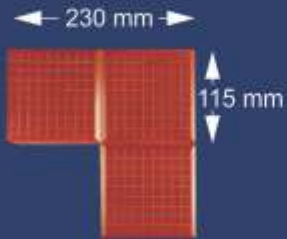
COLORS AVAILABLE :

RED	SAFFRON	BLACK
DHOLPUR	GREY	YELLOW

evolution
transforming

Spectacular

VISTA



AREA PER PAVER : 0.43 Sq.ft

COLORS AVAILABLE :



BRICK

evolution
transforming

Spectacular

← 200 mm →



↑
100 mm
↓

AREA PER PAVER : 0.22 Sq.ft

* Also available in
80mm & 100mm thickness

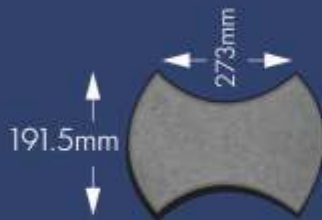
COLORS AVAILABLE :

RED	SAFFRON
DHOLPUR	GREY
BLACK	YELLOW

evolution
transforming

Spectacular

CRESCENDO




AREA PER PAVER : 0.40 Sq.ft

* Also Available in 80mm
thickness

COLORS AVAILABLE :

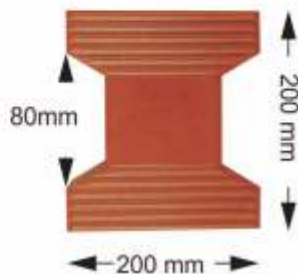
RED	SAFFRON
DHOLPUR	GREY
BLACK	YELLOW



evolution
transforming

Spectacular

GALAXY



AREA PER PAVER : 0.34 Sq.ft

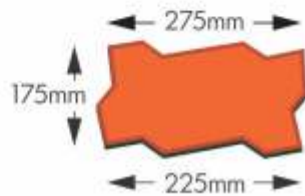
COLORS AVAILABLE :





evolution
transforming
Spectacular

ZIGZAG



AREA PER PAVER : 0.36 Sq.ft

* Also Available in 80mm & 100mm thickness

COLORS AVAILABLE :

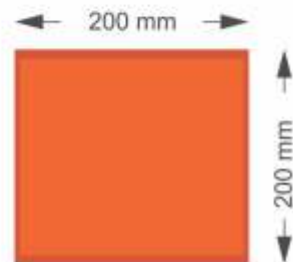




evolution
transforming

Spectacular

SQUARE



AREA PER PAVER : 0.44 Sq.ft

* Also Available in 80mm thickness

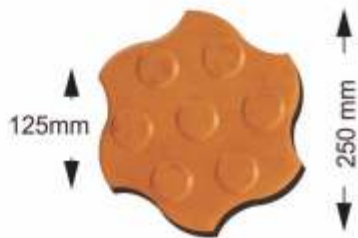
COLORS AVAILABLE :





evolution
transforming
Spectacular

OYSTER



AREA PER PAVER : 0.44 Sq.ft

COLORS AVAILABLE :






evolution
transforming

Spectacular

FLORENCE



AREA PER PAVER : 0.41 Sq.ft


COLORS AVAILABLE :





evolution
transforming
Spectacular

GRASS PAVER



AREA PER PAVER : 2.58 Sq.ft

OCEANIC
ROCK

evolution
transforming

Spectacular

← 500 mm →



AREA PER PAVER : 1.80 Sq.ft

COLORS AVAILABLE :



Introducing
**INDIA'S PREMIUM
RUBBER TILES**



Spectra Pavers
Private Limited


MAGNA | KNIGHT HORSE

PRODUCT ADVANTAGE

- ▶ Impact Absorbing
- ▶ Slip/Skid Resistance
- ▶ Interlocking System
- ▶ Easy to install
- ▶ Minimum Maintenance
- ▶ Water Permeable-It allows water to earth
- ▶ Qualifies for green leed credits

PRODUCT INFORMATION

- Size : 504 mm X 504mm (Plain Square)
- Area Per Tile in Sq.Ft. : 2.73 Sq.ft.
- Available Thickness : 10mm, 15mm, 20 mm, 25mm & 40mm
- Available Colors : Terracotta Red, Green and Black
 : **Speckled Effect:** Galaxy, Midnight Sky and Rising Star
- Material : 90% Post Consumer Recycled Rubber Content
- Thermal Stability : -5°C to 90°C



TECHNICAL SPECIFICATIONS

DESCRIPTION	TEST STANDARD APPLIED	TEST RESULTS
Taber Abrasion (Weight Loss)	ASTMD-3389	395.7 mg
Tear Strength	ASTMD-624	17 kg/cm
Hardness	ASTMD-2240	65-70 Shore A
Compression Set	ASTMD-395	71%
Tensile Strength	ASTMD-412	*29 kg/cm ² -100% Elongation

*1 Kg/Sq.cm=14.223 pound/sq. inch




* Being a recycled product, color variation is unavoidable.




CADBURY

COLORS AVAILABLE :




AREA PER TILE : 0.99 Sq.ft




NERVA

AREA PER TILE : 1.00 Sq.ft



TACTILE

AREA PER TILE : 1.00 Sq.ft





SKYLA

AREA PER TILE : 0.97 Sq.ft




AQUILA

COLORS AVAILABLE :



AREA PER TILE : 1.00 Sq.ft




BRUNO

AREA PER TILE : 1.00 Sq.ft



CASTLE
WALL TILE

AREA PER TILE : 0.18 Sq.ft



KERB
STONE



STEP TILES

evolution
transforming

Spectacular



ASCENDO - T

AREA PER TILE : 2.29Sq.ft



ASCENDO - R

AREA PER TILE : 0.88Sq.ft

COLORS AVAILABLE :





LAYING INSTRUCTIONS

ITEMS REQUIRED FOR LAYING

- Block cutter
- Alignment bar
- Rubber Hammer for tapping blocks without damaging the surface
- Plate vibrator for final compaction with two to three paves of the plate

HOW TO LAY

- Organize all materials like blocks, sand, vibrators and cutter.
- Plan your schedule to avoid delivery of materials before they are needed as they congest the site.
- Keep the sand with moisture content; do not use sand which is 100% dry.
- Do not spread sand for larger areas, as it will dry out and reduce the performance. Preferably, use sand of 50mm screeded properly.
- Pavers should be laid with hand tight to pattern on screeded layer of 50mm sand bed.
- Spectra Premium Pavers are designed with 'NIBS' which provide definite gap between blocks. Dry sand is spread and swept over the area and further vibrated to fill joints.
- Complete laying operations like cutting, vibrating and sanding (joint filling) are to be done on the same day. It is important to note that the laying operation should not be done on piece meal basis. It should be completed in all respects on the same day.
- Spectra Pavers are produced through moulding process, hence even/uneven gaps may arise after laying. Hence joints should be filled with clean dry sand, so that it flows better and fills joints effectively.
- Edge curbing: There should be adequate restraint around the perimeter of all paved area to support traffic loads and to prevent the escape of laying course material from beneath the paved surface.
- It is recommended to provide a slope of 3" on the wider side and 2" on the linear side for every 10' of the laying area



Spectra Pavers
Private Limited

** The individual dimensions in sq ft. shown, are rounded off to the nearest decimal point.*

** Colors shown are indicative only. It is advisable to see the actual product.*

** Color and thickness variations are inherent properties of this industry.*

** It is advisable to follow the laying instructions before fixing, as no responsibility is accepted by the company once laid.*

** These Products are subject to standard tolerance as specified in IS: 15658-2006 & IS:1237-2012.*



Spectra Pavers
Private Limited

SPECTRA PAVERS PRIVATE LIMITED

New No.6 (old 27), 11th Avenue, Ashok Nagar,
Chennai - 600 083 Ph: 044 - 42318085 / 9677006741

Bangalore : 080-48902394 / 9980121232

Goa : 0832-2861344 / 9881496784 , 9922971803

info@spectrapavers.com

www.spectrapavers.com